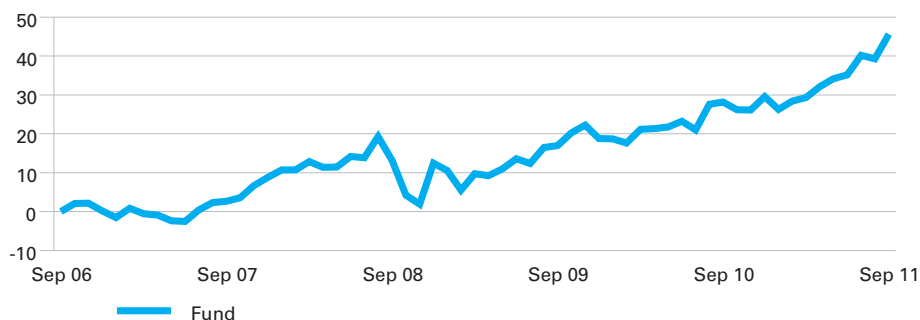


# Over 5 Year Index-Linked Gilts Index Fund

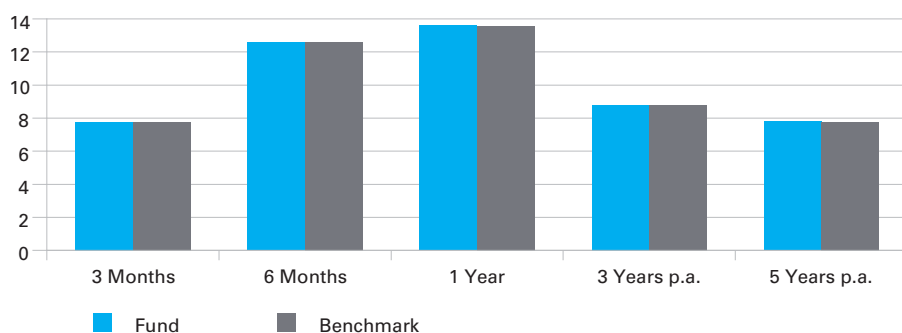
Available To Pension Schemes

## FUND PERFORMANCE

### Cumulative Performance (%) - Five Years



### Performance to Date (%)



	3 Months	6 Months	1 Year	3 Years p.a.	5 Years p.a.
Fund	7.76	12.58	13.59	8.80	7.81
Benchmark	7.76	12.59	13.58	8.77	7.77
Relative	0.00	-0.01	0.01	0.03	0.04

### Calendar Year Performance (%)

	YTD	2010	2009	2008	2007	2006
Fund	12.36	9.12	5.62	3.31	8.62	2.73
Benchmark	12.35	9.05	5.57	3.31	8.56	2.65
Relative	0.01	0.07	0.05	0.00	0.06	0.08

All figures supplied on a mid to mid basis by LGIM before the deduction of fees. Past performance is not a guide to future performance.

## FUND FACTS

### Fund Objective

The investment objective of the Fund is to track the performance of the FTSE A Index-Linked (Over 5 Year) Index to within +/-0.25% p.a. for two years out of three.

### Fund Characteristics

The Fund employs an index tracking strategy, aiming to replicate the performance of its benchmark. We follow a pragmatic approach to managing index funds, either investing directly in the securities of that index, or indirectly through other LGIM funds. The Fund may also hold index futures for efficient portfolio management.

### Launch Date

July 1996

### Fund Type

Unit linked life insurance

### Benchmark

FTSE A Index-Linked (Over 5 Year) Index

### Base Currency

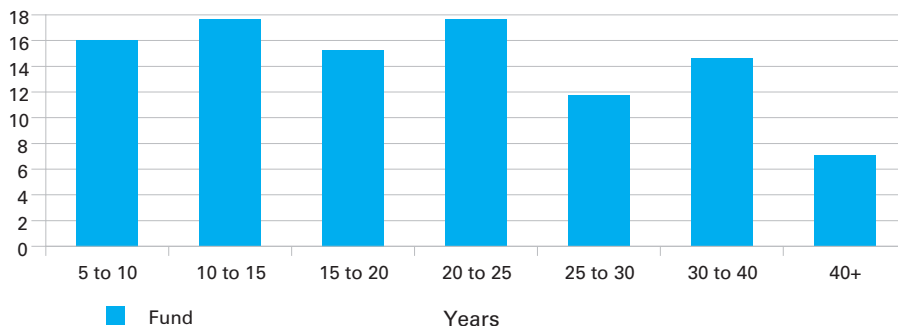
GBP

### Domicile

United Kingdom

## ASSET ALLOCATION

## Maturity Breakdown (%)



## FUND MANAGER

## INDEX FUND MANAGEMENT TEAM

- The Index Fund Management team comprises 14 fund managers, supported by three fund management assistants. Management oversight is provided by the Director of Index Fund Management and the Managing Director, Index Funds.
- The team has average industry experience of 13 years, of which seven years has been at LGIM, and is focused on achieving the equally important objectives of close tracking and maximising returns.

## FUND HOLDINGS

## Fund Size

£20,555m

## Modified Duration

Fund: 18.72yrs

## Gross Redemption Yield

Fund: 0.17%

## Number of Issuers

Fund: 1

## Number of Issues

Fund: 15

## Top Ten Fund Holdings

	%
Treasury I-L 2.50% 2020	9.4
GILTS I-L 1.875% 2022	9.0
GILTS I-L 1.250% 2027	9.0
Treasury I-L 2.50% 2024	8.7
Treasury I-L 2.00% 2035	7.4
GILTS I-L 1.250% 2055	7.1
GILTS I-L 1.250% 2032	6.9
GILTS I-L 1.125% 2037	6.7
GILTS I-L 1.250% 2017	6.7
Treasury I-L 4.125% 2030	6.3
<b>TOTAL</b>	<b>77.2</b>

## CONTACT US

www.lgim.com

+44 (0) 20 3124 3124

Legal & General Investment Management  
One Coleman Street, London EC2R 5AA

Ref: Internal Fund Code: AP

## IMPORTANT INFORMATION

This document should not be taken as an invitation to deal in Legal & General investments or any of the stated stock markets. Legal & General Assurance (Pensions Management) Limited ("PMC") is a life insurance company and carries on the business using a linked policy ("the policy"). The policy is divided into a number of sections ("the funds"). Legal & General Investment Management Limited provides investment management services to PMC. Both companies are authorised and regulated by the Financial Services Authority. To ensure quality of service and for the protection of all parties, telephone calls may be recorded.

FTSE®, FT-SE®, Footsie®, FTSE4Good® and techMARK are trademarks jointly owned by the London Stock Exchange Plc and The Financial Times Limited and are used by FTSE International Limited (FTSE) under licence. All-World®, All-Share® and All-Small® are trademarks of FTSE. The FTSE A Index-Linked (Over 5 Year) Index is calculated by FTSE. FTSE does not sponsor, endorse or promote this product and is not in any way connected to it and does not accept any liability in relation to its issue, operation and trading. All copyright and database rights in the index values and constituent list vest in FTSE. Legal & General Investment Management Limited has obtained full licence from FTSE to use such copyrights and database rights in the creation of this product.